

## QUARTERLY PHYSICAL REPORT OF OPERATION


As of March 31, 2024

Department : Department of Labor and Employment (DOLE)  
 Agency/Entity : Professional Regulation Commission  
 Operating Unit : Central Office  
 Organization Code (UACS) : 16 008 0100000

Particulars	UACS CODE	Physical Target (Budget Year)					Physical Accomplishment (Budget Year)					Variance as of March 31, 2024	Remarks
		1st Quarter	2nd Quarter	3rd Quarter	4th Quarter	Total	1st Quarter	2nd Quarter	3rd Quarter	4th Quarter	Total		
1	2	3	4	5	6	7	8	9	10	11	12	13	14
<b>PROFESSIONAL LICENSURE PROGRAM</b>	3101000000000000												
OO : Highly ethical, globally competitive, and recognized Filipino professionals ensured													
Outcome Indicators													
1. Percentage of graduates in all certificate courses given professional certification		56%	56%	56%	56%	56%	61.96%				61.96%		
Output Indicators													
1. Percentage of applications for licensure examinations acted upon within two (2) days from filing		100%	100%	100%	100%	100%	100% of 145,659				100% of 145,659		100% of 145,659 applications including w/o exam processed by 16 Regional Offices: NCR - 27,569 CAR - 7,357 Region 1 - 6,252 Region 2 - 5,694 Region 3 - 7,198 Region 4A - 7,867 Region 4B - 5,382 Region 5 - 10,552 Region 6 - 8,053 Region 7 - 10,513 Region 8 - 6,389 Region 9 - 15,843 Region 10 - 8,187 Region 11 - 7,197 Region 12 - 8,337 Region 13 - 3,269
2. Percentage of test items prepared/formulated/peer reviewed/prepared/ formulated/peer by the Professional Regulatory Boards		100%	100%	100%	100%	100%	100%				100%		100% of 12,030 test items prepared/formulated/peer reviewed by the Professional Regulatory Boards
3. Percentage of statistical data for monitoring of school performance generated within one day after the release of examination results		100%	100%	100%	100%	100%	100%				100%		100% of 12 examination results tabulated, computed and released 58,361 examinees tested in various testing centers: NCR - 15,999 CAR - 5,225 Region 1 - 2,419 - Region 2 - 3,774 Region 3 - 1,634 Region 4A - 2,454 Region 4B - 1,010 Region 5 - 2,731 Region 6 - 4,069 Region 7 - 6,427 Region 8 - 1,942 Region 9 - 2,663 Region 10 - 1,792 Region 11 - 3,156 Region 12 - 2,312 Region 13 - 754
<b>PROFESSIONAL REGULATION PROGRAM</b>	3102000000000000												
OO : Highly ethical, globally competitive, and recognized Filipino professionals ensured													
Outcome Indicators													
1. Percentage increase in number of professionals registered under various mutual recognition arrangements within ASEAN and other countries including international trade agreements where the Philippines is a signatory		2%	2%	1%	1%	6%	2.78%				2.78%		77 registered ASEAN professionals
2. Percentage of cases resolved within three (3) months		5%	5%	5%	5%	5%	17.53%				17.53%		17.53% or 129 cases resolved over 736 cases for resolution: Cases Resolved - 129: Central Office: 25 Regional Offices: 104; Cases for Resolution - 736: Central Office: 496 Regional Offices: 240


Particulars	UACS CODE	Physical Target (Budget Year)					Physical Accomplishment (Budget Year)					Variance as of March 31, 2024	Remarks
		1st Quarter	2nd Quarter	3rd Quarter	4th Quarter	Total	1st Quarter	2nd Quarter	3rd Quarter	4th Quarter	Total		
1	2	3	4	5	6	7	8	9	10	11	12	13	14
Output Indicators													
1. Percentage of request for professional identification cards (PICs) and registration certificates acted upon within the prescribed timeframe		100%	100%	100%	100%	100%	100% of 104,926				100% of 104,926		100% of 104,926 initial registration of 16 Regional Offices: NCR - 17,185 CAR - 5,715 Region 1 - 6,653 Region 2 - 4,913 Region 3 - 4,825 Region 4A - 13,101 Region 4B - 5,017 Region 5 - 5,554 Region 6 - 6,366 Region 7 - 7,456 Region 8 - 4,174 Region 9 - 5,224 Region 10 - 5,419 Region 11 - 5,647 Region 12 - 5,159 Region 13 - 2,518
2. Percentage of complaints with investigations conducted		100%	100%	100%	100%	100%	100% of 176				100% of 176		100% of 176 complaints with investigations conducted: CO-HID 20 NCR 63 CAR - 5 Region 1 - 12 Region 2 - 11 Region 3 - 24 Region 4A - 0 Region 4B - 1 Region 5 - 0 Region 6 - 2 Region 7 - 18 Region 8 - 5 Region 9 - 0 Region 10 - 0 Region 11 - 15 Region 12 - 0 Region 13 - 0
3. Number of institutions and establishments where professionals are employed that are inspected and monitored		273	272	273	272	1,090	431				431		
<b>PROFESSIONAL DATABASE MANAGEMENT PROGRAM</b>	<b>3103000000000000</b>												
OO : Highly ethical, globally competitive, and recognized													
Outcome Indicators													
1. Percentage reduction of process cycle time of frontline services upon conversion to online services		96%	96%	96%	96%	96%	96%				96%		
Output Indicators													
1. Percentage increase in the number of applicants and professionals provided with online services		36%	32%	35%	32%	33.75%	39.2%				39.2%		

Prepared By:

  
**GLORIA L. ASINAS**  
 Chief Planning Officer


Date: April 26, 2024 05:38 PM

In coordination with:

  
**JOSE A. ABUNDO**  
 Director IV

Date: April 26, 2024 05:38 PM

Approved By:

  
**JOSE R. CUETO, JR.**  
 Officer-in-Charge

Date: April 29, 2024 08:41 AM